

Manitou Core - FastTrace2 - Installation

12/27/2023 5:32 pm EST

Prerequisites

Information needed before a FastTrace2 Installation can proceed:

- IP Address of the FT2 camera
- ActiveX player/plug-in must be installed on workstations
 - located at \\filesrv02\Pre-Release\Manitou\Video Dependencies\FastTrace2\FastTrace2Ax_V01.00.12.exe
- Must be licensed for video
- Must have the most recent Binary Objects imported

FastTrace2 Configuration

Connection Type: IP

Access Type: Camera (Video)

Software/Redistribution Notes: ActiveX player/plug-in must be installed on workstations.

Device Address Syntax:

<server address or domain name>

Device Option Syntax:

<parameter>=<value>&<parameter>=<value> ...

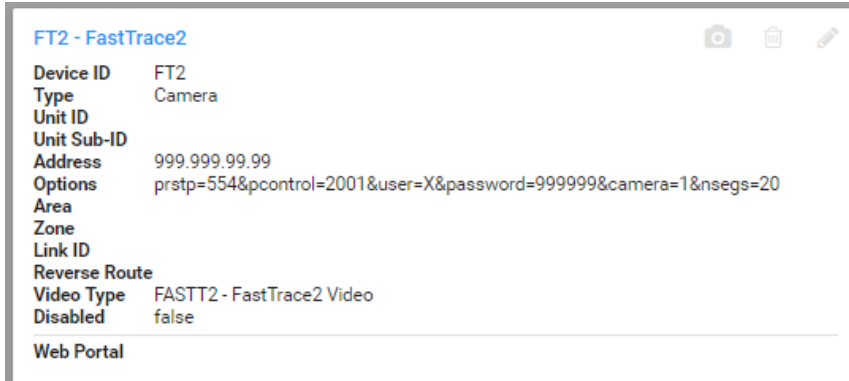
Available User Options:

| <parameter>=<value> | Mandatory? | Acceptable Values | Description |
|---------------------|------------|-------------------|--|
| user=<string> | Yes | Any string | The user name required to log into the FastTrace2 video server |
| password=<string> | Yes | Any string | The password required to log into the FastTrace2 video server |
| camera=<int> | Yes | 1-...16 | The camera number |
| prstp=<int> | Yes | 1-... 65535 | The RTSP port of the FastTrace2 video server |

| | | | |
|----------------|-----|-----------------------|---|
| pcontrol=<int> | Yes | 1-...65535 | The control port of the FastTrace2 video server |
| nsecs=<int> | No | Any int Default: 0 | Number of rewind-seconds before the alarm date-time |

Manitou Device Settings

Example



Plain Text Example

Device ID - FT2

Type - Camera

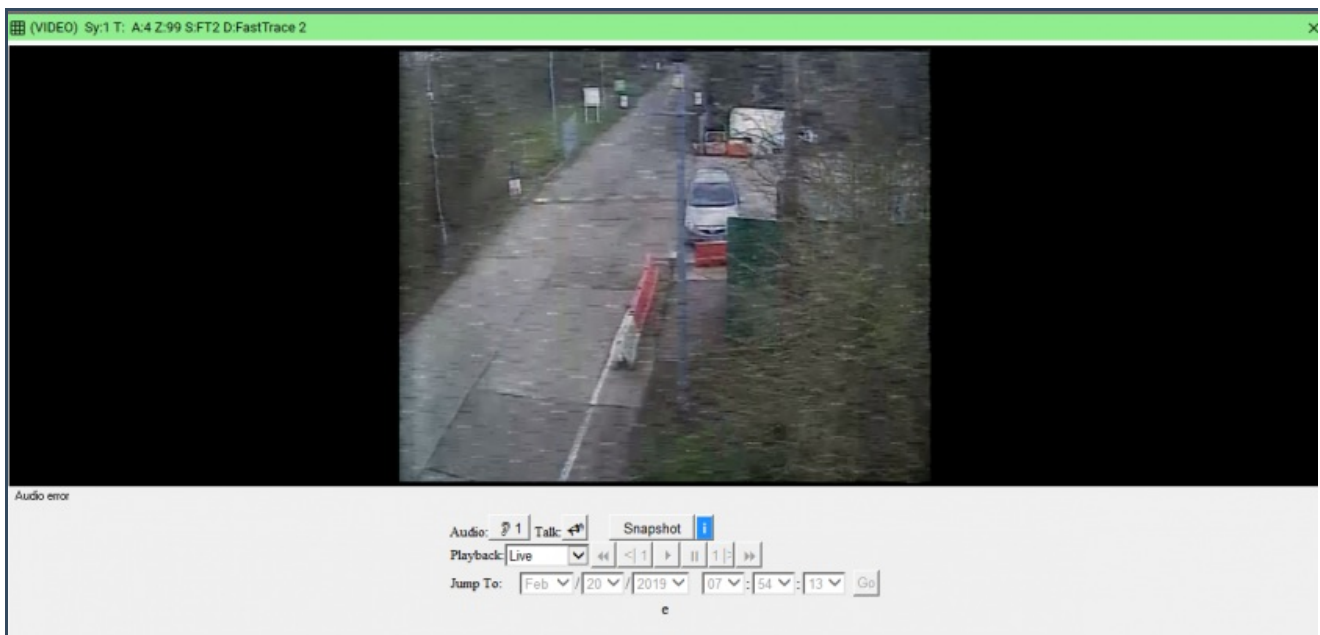
Address: 999.999.99.99

Options: prstp=554&pcontrol=2001&user=X&password=999999&camera=1&nsecs=20

VideoType - FASTT2 - FastTrace2 Video

Disabled - False

OBJECT ON MANITOU



AUDIO CONTROLS

Audio: Press to listen audio, only in live mode.

Talk: Press to talk, only in live mode.

SNAPSHOT

Snapshot press to take snapshot.

show alert message with the folder where is saved the snapshots.

File saved as : Snapshot – camera – contid – datetime . jpeg

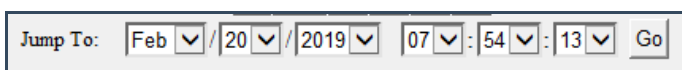
PTZ CONTROL

The control features in screen pan-tilt-zoom action. This means that when live streaming a camera with pan-tilt-zoom capabilities, moving the cursor in the video window will cause to cursor to show a left, right, up, down or zoom button.

Clicking the left mouse will cause the pan-tilt-zoom action to occur. To zoom out you need to press and hold the SHIFT button while pressing the mouse button in the zoom area. The mouse wheel can also be used for zooming in and out.

PLAYBACK CONTROLS

Select date and load.





- Rewind
- Stepback frame by frame, only when the system is paused
- Play
- Pause
- Stepforward frame by frame, only when the system is paused
- FastForward



Select to change the mode, between live and Playback

LOG INFORMATION

Registered in the log, the connections and disconnections, and the use of the audio controls.

| | | | |
|------------|----------|---|------|
| 02/20/2019 | 07:54:07 | REVERSE COMMAND - AUDIO:TALK 92.207.200.228 CAM:1 - Completed | BOLD |
| 02/20/2019 | 07:54:07 | REVERSE COMMAND - AUDIO:LISTEN 92.207.200.228 CAM:1 - Completed | BOLD |
| 02/20/2019 | 07:54:07 | REVERSE COMMAND - CONNECT:LIVE 92.207.200.228 CAM:1 - Completed | BOLD |
| 02/20/2019 | 07:54:07 | REVERSE COMMAND - CONNECT:PLAYBACK 92.207.200.228 CAM:1 - Completed | BOLD |
| 02/20/2019 | 07:54:07 | REVERSE COMMAND - CONNECT:LIVE 92.207.200.228 CAM:1 - Completed | BOLD |

RESPONSE EVENTS:

0010 reached the start of the downloaded sequence

0020 reached the end of the downloaded sequence

0030 the jump button can be changed back into a rewind button

0040 no video available for the given timestamp

0050 failed to connect

0060 failed to authenticate

0070 error live play

0080 error recorded play

0090 error opening stream

0100 error taking snapshot

0110 error audio

0120 error PTZ

ACTIVEX

ActiveX player/plugin must be installed on workstations (located \\filesrv02\Pre-Release\Manitou\Video Dependencies\Fast Trace2\FastTrace2Ax_V01.00.12.exe)

Make sure that the option within Explorer is set to "Allow to update Status Via Scripts"